

Week 5: Practice English at Home

Grades 6–8

Beginner (A1/A2) Level of English Language

This is **Week 5**. You can find **Week 1** to **Week 4** at

https://www2.gnb.ca/content/gnb/en/departments/education/learning_at_home.html.

Reading and Viewing



Writing and Representing



Speaking and Listening




Monday

Read for 15 minutes.

You can read a book that is in your home.

Or, you can find a book online here:

<http://en.childrenslibrary.org/>. Click “Read Books” and then choose a book.



Open your “New Words” notebook.



Draw two new boxes in the notebook:

| | |
|----------------|-----------------|
| Word: | |
| What it means: | In my language: |
| Picture: | Sentence: |

Fill in the boxes with two new words from the book.

Use your **Learning English** notebook.



Write today’s date.

Write the title “Music”.

Make a chart like this on your page:

| Song | Singer or Band |
|---------|----------------|
| 1. | |
| 2. | |
| 3. | |
| 4. | |
| 5. | |

Fill in the chart with the names of your five favourite songs. Then, write the singer or band’s name.

The songs can be in any language.

Here is an example:

| Song | Singer |
|-------------|----------|
| 1. "On" | BTS |
| 2. "Say So" | Doja Cat |
| 3. ... | |
| 4. ... | ... |
| 5. ... | ... |

Listen to one of your favourite songs.



Tell your family about this song in English: “This song is about _____.”

Tell them why you like this song: “I like this song because _____.”

Tell them your favourite part from the song: “My favourite part of the song is when _____.”

Ask them to play you their favourite song: “Will you please play me your favourite song?”

Ask them to tell you about it: “Tell me about your favourite song.”



Reading and Viewing



Read this story about “Summer Clothes”:

The weather is getting nicer in New Brunswick.

I need to buy new summer clothes.



I need to buy a new swimsuit for swimming.



I need to buy a new hat for the sun.



I need to buy sandals for my feet.



I need to buy a t-shirt for playing outside.



I am excited for summer!



If you have the Internet and a device, you can watch this short story here: <https://youtu.be/ULufUehE4RQ>.



Open your “New Words” notebook.



Draw two new boxes in the notebook.

| | |
|----------------|-----------------|
| Word: | |
| What it means: | In my language: |
| Picture: | Sentence: |

Fill in the boxes with two new words from the story.

If you have the Internet and a device, you can listen to a story called “My Clothes”. (<https://youtu.be/lv6AQ3BiT0Q>)

Writing and Representing



Use your **Learning English** notebook.



Write today’s date.

Write the title “Clothes”.

Go to your closet.



Make a list of ten items in your closet.

Draw a picture beside each item of clothing on your list.



Speaking and Listening



Talk with your family in English.

Tell them about the clothes on your list.



Read your list to your family.

Tell them which clothes are for the summer and which clothes are for the winter.

Say:

“In the winter, I wear my _____.”

In the summer, I wear my _____.”

Ask your family, “Can you think of more clothes for my list?”

If you have Internet and a device, you can also watch this video about “Summer Clothes”: <https://youtu.be/KHLb94egEF4>.



Tuesday

Reading and Viewing



Watch ten minutes of television in English. The Weather Network is a good choice.



Listen for two new words.

Open your **“New Words”** notebook.



Draw two new boxes in the notebook.

| | |
|----------------|-----------------|
| Word: | |
| What it means: | In my language: |
| Picture: | Sentence: |

Fill in the boxes with two new words.



Writing and Representing



Use your **Learning English** notebook.



Write today's date.

Write the title, “My Favourite TV Show.”

Think about your favourite TV show. It does not need to be in English.

Write about the show. Use these sentences to help you:

1. My favourite TV show is _____.
2. It is about _____.
3. The main character is _____.
4. I like it because _____.
5. One thing I do not like is _____.



Speaking and Listening



Talk with your family in English.

Tell them about **what you watched**:

- “I watched _____.”
- “It was about _____.”
- “It was good (**or not good**) because _____.”



Next, record yourself on a **device** (phone, tablet, or computer).



Talk about what you watched:

1. Read the sentences you wrote.
2. Explain other things if you can.

Watch the video.

If you don't have a device, you can tell your family about what you watched.

Read the sentences you wrote to your family.



Wednesday

Reading and Viewing



Read this story about “Summer Vacation”:

It will soon be summer.



School is done in June.



Kids are on vacation for July and August.



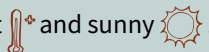
Some kids will go to the beach.



Some kids will play outside.



It will be hot and sunny.



Everyone will wear summer clothes.



I will relax in the summer.



School will start again in September.



If you have the Internet and a device, you can watch this short story here: <https://youtu.be/CMgDMu2UTBI>.



Open your “New Words” notebook.



Draw two new boxes in the notebook.

| | |
|----------------|-----------------|
| Word: | |
| What it means: | In my language: |
| Picture: | Sentence: |

Fill in the boxes with two new words from the story.

Writing and Representing



Look at this picture:



Use your **Learning English** notebook.



Write today’s date.

Write about the picture.

Complete these sentences about the picture. Use the word bank to help you complete these sentences.

- The dolphins in the picture are _____.
- The dolphins in the picture are at _____.
- This picture makes me feel _____.
- The dolphins in the picture feel _____.

Word Bank


| | |
|-----------|--|
| happy | |
| sad | |
| lonely | |
| scared | |
| sleeping | |
| swimming | |
| biking | |
| the beach | |
| the mall | |

Speaking and Listening



Talk with your family in English.

Show your family the picture. Tell them about the picture.



Read them the sentences you wrote.

Ask them what **season** it is in the picture: “Is it spring, summer, fall or winter in the picture? Why?”

Ask them to tell you about dolphins: “Please tell me what you know about dolphins.”



You can tell them what you know, too.



Thursday

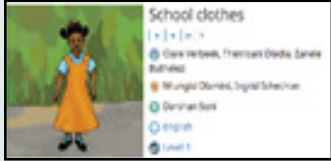
Reading and Viewing



Read a book in any language. Read for **15 minutes**.

You can read a book that is in your home.

Or, you can read and listen to "School Clothes" here: <https://storybookscanada.ca/stories/en/0003/>. Use the pictures to help you understand the story.



Open your "New Words" notebook.



Draw two new boxes in the notebook.

| | |
|----------------|-----------------|
| Word: | |
| What it means: | In my language: |
| Picture: | Sentence: |

Fill in the two boxes with the new words.

Writing and Representing



Use your **Learning English** notebook.



Write today's date.

Write the title of the book you read today.

Complete these sentences:

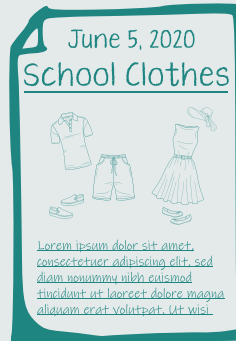
1. Today, I read _____.
2. I _____ the book. (Fill in **liked** or **didn't like**) because _____.
3. The story made me think about _____.

Keep working in your **Learning English** notebook.



Draw a picture of something that happened in the book.

Write two sentences under the picture



Speaking and Listening



Talk with your family in English.

- Tell your family about the story you read today: "I read a story called _____. It was about _____."
- Read them the sentences you wrote in your Learning English notebook.



- Show them the picture you drew.
- Tell them what is happening in your picture: "This picture shows _____."



Friday