

**WEEKLY NEW BRUNSWICK INFLUENZA REPORT**  
**Reporting period: August 1<sup>st</sup> – August 14, 2010 (weeks 31 & 32)**

\*While influenza surveillance continues to be monitored every week at provincial and national levels, the abbreviated web version will be distributed biweekly. Weekly influenza reports will commence in the fall.

**1) Overall Influenza Summary-Week 31 & 32**

The overall influenza activity in New Brunswick remained very low in weeks 31 & 32 (3 influenza indicators). All influenza indicators remained low.

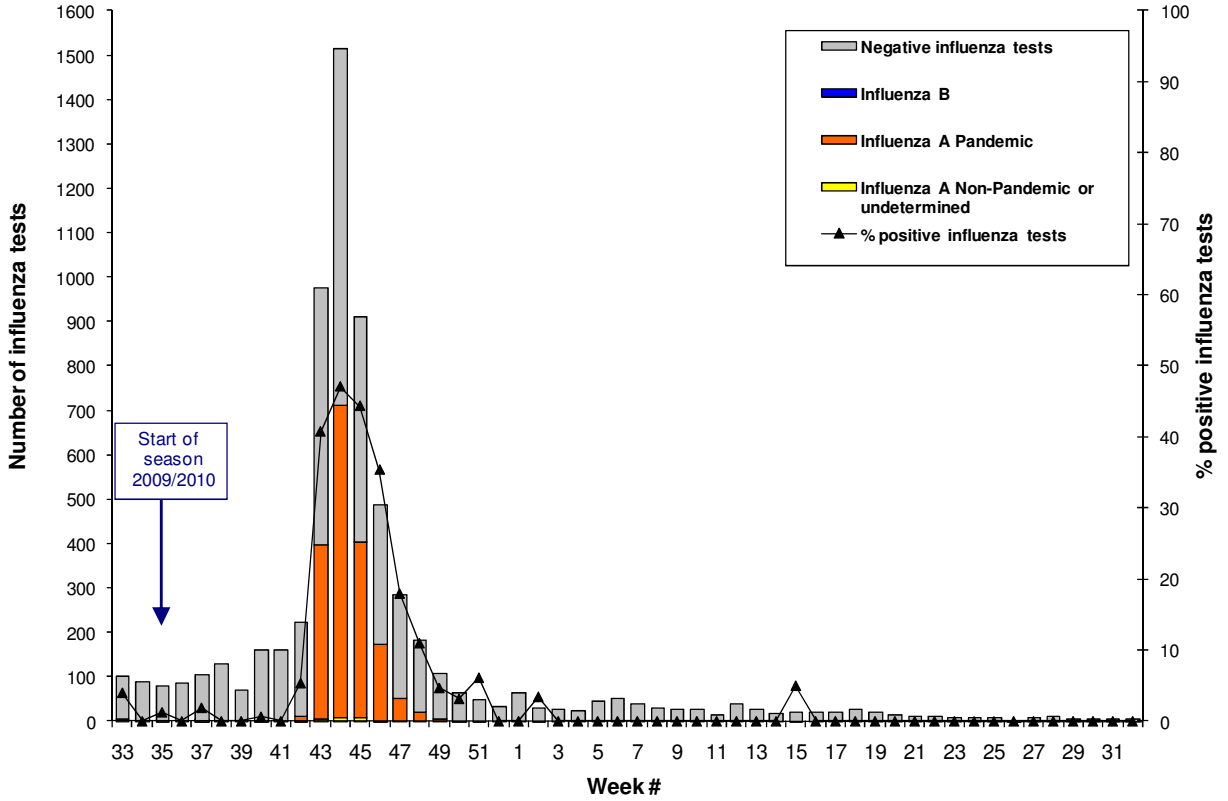
No positive lab results were reported during weeks 31 & 32. No ILI school outbreaks or nursing homes outbreaks were reported during this period. The NB ILI consultation rates were low in weeks 31 & 32 (0.0 and 2.7 consultations per 1,000 patient visits, respectively) and within the expected range for this time of year.

**2) Influenza Laboratory Data**

Surveillance specimens are submitted by recruited New Brunswick Sentinel Practitioner Influenza Network (NB SPIN) practitioners, which are comprised of 1 site in Urgent Care, 8 sites in Emergency Rooms, 7 sites in Family Practice, 3 sites in First Nations communities, 1 site in a Nursing Home, 4 sites in Universities and 10 sites in Community Health Centres. Diagnostic specimens are submitted by physicians in the community/hospital setting. Influenza laboratory data is comprised of results from surveillance and diagnostic specimens. All laboratory specimens are tested using a real-time PCR assay, which is a rapid detection method designed for detection of all known variants of influenza A and B. All laboratory-confirmed cases are reported for the week when laboratory confirmation was received.

**Graph 1: Number and percent of positive influenza specimens in New Brunswick, by week, up to August 14, 2010 (data source: G. Dumont lab results) \***

**\*[Up to week 34 constitutes the 2008/2009 season and week 35 marks the start of season 2009/2010]**



**Table 1: Positive influenza test results by Health Region in New Brunswick up to August 14, 2010 (data source: G. Dumont lab results)**

	Reporting period: 01/08/10 –14/08/10			Cumulative: (2009/2010 season) 30/08/09 –14/08/10			Cumulative: (2008/2009 season) 05/10/08 –29/08/09			
	Activity level <sup>1</sup>	Influenza A		Influenza B	Influenza A		Influenza B	Influenza A		Influenza B
		Non-Pandemic or undetermined	Pandemic (H1N1)		Non-Pandemic or undetermined	Pandemic (H1N1)		Non-Pandemic	Pandemic (H1N1)	
<b>Region 1</b>	No activity	0	0	0	2	793	0	123	67	68
<b>Region 2</b>	No activity	0	0	0	0	292	1	21	10	8
<b>Region 3</b>	No activity	0	0	0	1	221	0	10	59	4
<b>Region 4</b>	No activity	0	0	0	0	290	0	51	4	7
<b>Region 5</b>	No activity	0	0	0	0	96	0	10	0	2
<b>Region 6</b>	No activity	0	0	0	0	114	0	37	4	0
<b>Region 7</b>	No activity	0	0	0	0	68	0	6	3	7
<b>Total NB</b>		0	0	0	3	1874	1	258	147	96

<sup>1</sup> Influenza activity level definition is available on the PHAC FluWatch website: <http://www.phac-aspc.gc.ca/fluwatch/08-09/def08-09-eng.php>

### **3) ILI Consultation Rates**

A total of 34 practitioner sites (9 FluWatch sentinel physicians and 25 NB SPIN sites) are recruited this season to report the number of ILI patients and total patient consultations one day during a reporting week.

#### **During week 31:**

**13 practitioner sites (8 FluWatch and 5 NB SPIN) reported a total of 0 cases of ILI of the 330 patients seen for any reason during this reporting period**

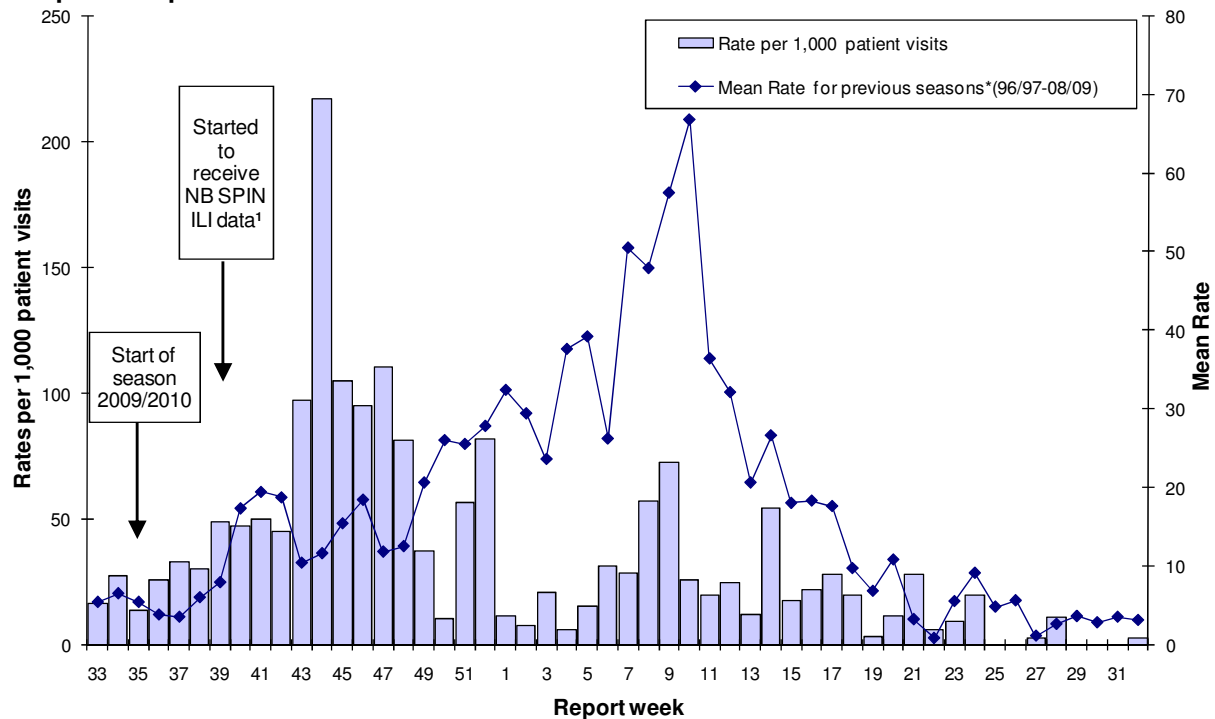
For week 31, the ILI consultation rate was 0.0 consultations per 1,000 patient visits which is the same rate as the week before. The sentinel response rate was 89% for the FluWatch sentinel physicians and 20% for the NB SPIN practitioners.

#### **During week 32:**

**16 practitioner sites (7 FluWatch and 9 NB SPIN) reported a total of 1 case of ILI of the 377 patients seen for any reason during this reporting period**

For week 32, the ILI consultation rate was 2.7 consultations per 1,000 patient visits which was a higher rate than week 31. The sentinel response rate was 78% for the FluWatch sentinel physicians and 36% for the NB SPIN practitioners.

**Graph 2: ILI Consultation Rates in New Brunswick, by report week, seasons 2008/09 and 2009/10 compared to previous seasons**



\* For season 2008/2009 (up to week 34), the mean rate was based on data from the 1996/1997 to 2007/2008 seasons.

For season 2009/2010 (starting week 35), the mean rate was based on data from the 1996/97 to 2008/09 seasons.

¹ In week 39, we started to receive ILI consultation data from contributing NB SPIN Practitioners from the Public Health Agency of Canada.

#### 4) ILI and Laboratory-Confirmed Outbreak Data

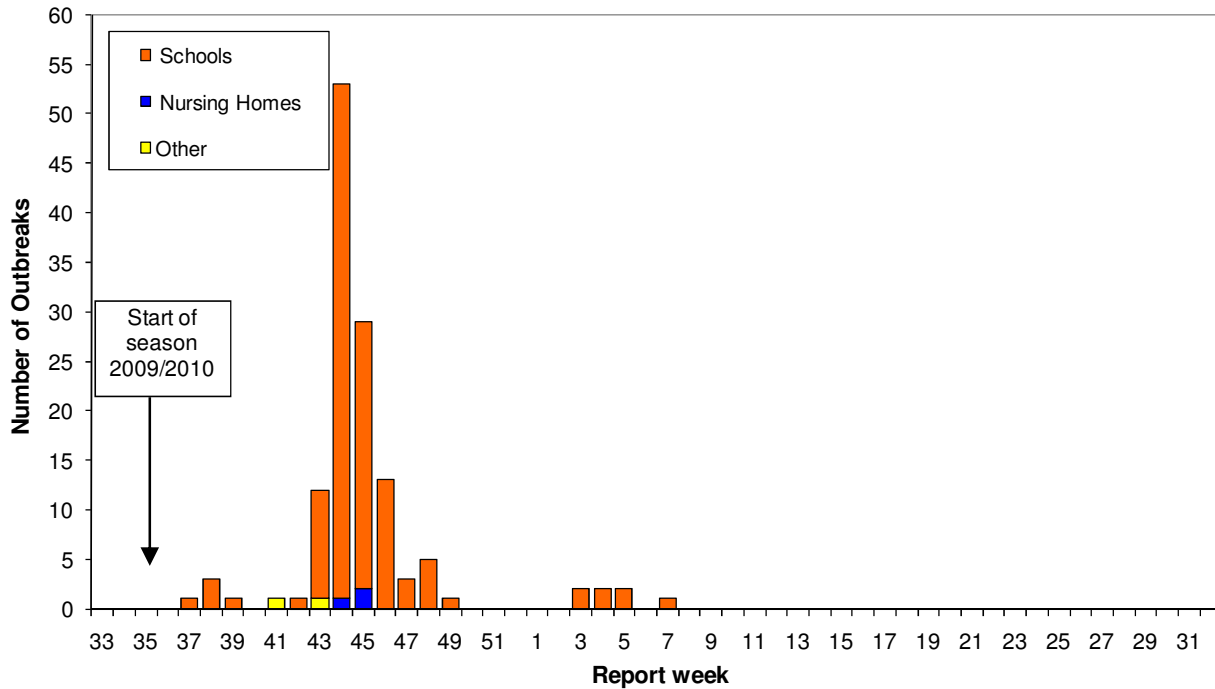
**Table 2: ILI activity/outbreaks in New Brunswick nursing homes and schools for the reporting week, and cumulative numbers for the 2008/2009 and 2009/2010 seasons, by Health Region.**

	Reporting period: 01/08/10 –14/08/10			Cumulative # of outbreaks (current season) 2009-2010	Cumulative # of outbreaks (past season) 2008-2009
	Lab-confirmed outbreaks in Nursing Homes*	Schools reporting ILI outbreaks**	Others lab-confirmed outbreaks*		
<b>Region 1</b>	0 out of 13	0 out of 74	0	16	2
<b>Region 2</b>	0 out of 14	0 out of 81	0	49	18
<b>Region 3</b>	0 out of 14	0 out of 95	0	38	15
<b>Region 4</b>	0 out of 6	0 out of 22	0	9	0
<b>Region 5</b>	0 out of 2	0 out of 18	0	5	7
<b>Region 6</b>	0 out of 9	0 out of 36	0	2	10
<b>Region 7</b>	0 out of 4	0 out of 27	0	11	11
<b>Total NB</b>	<b>0 out of 62</b>	<b>0 out of 353</b>	<b>0</b>	<b>130</b>	<b>63</b>

\*Two or more ILI cases within a seven day period, including at least one laboratory-confirmed case of influenza. Outbreaks are reported in the week when laboratory confirmation is received.

\*\*Schools reporting greater than 10% absenteeism on any day most likely due to ILI

**Graph 3: Number of Influenza Outbreaks in Nursing Homes<sup>1</sup> and ILI Outbreaks in Schools<sup>2</sup> reported to Public Health in New Brunswick, by report week, seasons 2008/09 and 2009/10**



<sup>1</sup> The National FluWatch definition of an outbreak in a nursing home is stated as two or more cases of ILI within a seven-day period, including at least one laboratory confirmed case.

<sup>2</sup> The National FluWatch definition of an ILI outbreak in a school is stated as absenteeism greater than 10% on any day most likely due to ILI.

National Flu Watch Program - Additional information on influenza activity in Canada and around the world is available on the Public Health Agency of Canada's website at:

[www.phac-aspc.gc.ca/fluwatch/index.html](http://www.phac-aspc.gc.ca/fluwatch/index.html)

More information on the Pandemic H1N1 Flu virus in New Brunswick is available on the NB Health website at: <http://www.gnb.ca/cnb/Promos/Flu/index-e.asp>

Prepared by the Communicable Disease Control Unit  
Office of the Chief Medical Officer of Health, Tel: (506) 444-3044