

## WEEKLY NEW BRUNSWICK INFLUENZA REPORT

Reporting period: November 2 to November 8 2014 (week 45)

### Summary:

#### In New Brunswick, influenza activity remains at inter-seasonal levels

##### New Brunswick:

- There have been no positive influenza detections during week 45.
- The ILI consultation rate was 0.0 consultations per 1,000 patients visits, and was below the expected level for this time of year.
- No new influenza or ILI outbreaks were reported.

##### Canada:

- As expected, overall influenza activity increased from the previous week. Yukon reported activity for the first time this season but only at sporadic levels. Detections of RSV, parainfluenza and adenovirus continued to follow an upward trend and rhinovirus detections followed a downward trend.
- So far this season, influenza A (H3N2) continues to be the most common type of influenza affecting Canadians. Among laboratory detections and hospitalizations, 40-55% of the cases were 65 years of age and over.
- 106 laboratory detections of influenza were reported in week 45 and the percentage of laboratory tests positive for influenza was 3.5%.
- The national ILI consultation rate was 23.1 consultations per 1,000 patients' visits. The rates since mid-June have been above the expected range for this time of year. Two new influenza outbreaks were reported in long-term care facilities.
- Antigenic characterization: The National Microbiology Laboratory has antigenically characterized 12 influenza viruses (4 H3N2 and 8 B), 5 viruses were similar to the strains recommended by the WHO for the 2014-2015 seasonal influenza vaccine.

##### International:

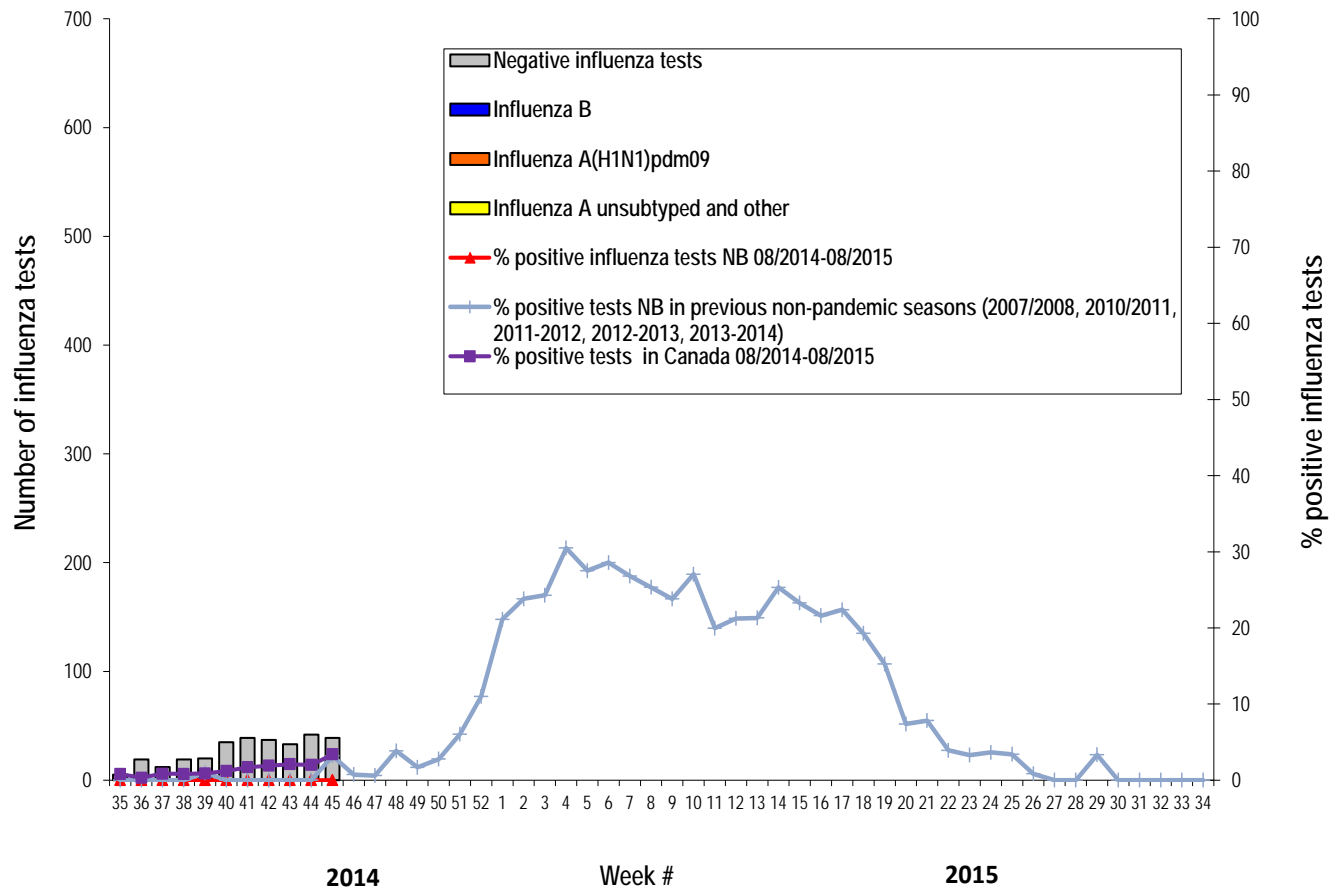
- Globally, influenza activity was low, with the exception of some Pacific Islands.
- Human infection with Avian Influenza: As of November 13 2014, a total of 455 laboratory-confirmed cases of human infection with an avian influenza A (H7N9) virus were reported in China (as well as in Taiwan, Hong Kong and Malaysia) including 176 deaths. The majority of cases have presented with severe acute illness, rapidly progressing to severe pneumonia. Most human cases have reported a history of exposure to poultry or live bird markets. There is currently no evidence of sustained human-to-human transmission of H7N9.
- Novel Influenza A virus: A total of 3 H3N2v cases have been reported so far in 2014 in the United States.
- Other Respiratory Viruses:
- MERS-CoV: From April 2012 to November 13 2014, 909 laboratory-confirmed cases of MERS-CoV have been reported from 23 countries. All cases have either occurred in the Middle East or have a direct link to a primary case infected in the Middle East. Among the 909 cases, 331 were fatal. Investigations to identify the source of infection and routes of exposure are still ongoing. The number of MERS-CoV cases in September and October 2014 has been slightly higher than in July and August 2014. This pattern was also observed previously. The majority of MERS-CoV cases are reported from the Arabian Peninsula, in particular from Saudi Arabia, and all cases have epidemiological links to this outbreak epicentre.
- EV-D68: In the United States, from mid-August to November 12 2014, a total of 1,116 people in 47 states and the District of Columbia have been confirmed to have respiratory illness caused by EV-D68. The majority of cases this year have been among children. Many of the children had asthma or a history of wheezing. Enteroviruses commonly circulate in summer and fall. EV-D68 is not a reportable disease in Canada and laboratory testing for EV-D68 is not routinely performed (but is available upon request); consequently, cases are likely under-detected and under-reported. As of November 4 2014, 214 confirmed cases of EV-D68 have been reported in Canada recently, these specimens were collected between August and October 2014. A link between paralysis and EV-D68 is currently being investigated.

#### 1) Influenza Laboratory Data<sup>1</sup>

- Influenza activity remains at inter-seasonal levels.
- No influenza detections were reported during the reporting period.
- Since the beginning of the season, no positive influenza detections were reported.

<sup>1</sup> Surveillance specimens are submitted by recruited New Brunswick Sentinel Practitioner Influenza Network (NB SPIN) practitioners, which are comprised of 8 sites in Emergency Rooms, 2 sites in Family Practice, 2 sites in First Nations communities, 1 site in a Nursing Home, 2 sites in Universities and 8 sites in Community Health Centers. Diagnostic specimens are submitted by physicians in the community/hospital setting. Influenza laboratory data is comprised of results from surveillance and diagnostic specimens. All laboratory specimens are tested using a real-time PCR assay, which is a rapid detection method designed for detection of all known variants of influenza A and B. All laboratory-confirmed cases are reported for the week when laboratory confirmation was received.

Graph 1: Number and percent of positive influenza specimens in New Brunswick by week, up to November 8 2014 (data source: G. Dumont Lab results)



Note: Influenza A unsubtype and other might include some (H1N1)pdm09 and H3N2 specimens that have not been subtyped.

**Table 1:** Positive influenza test results by Health Region, in New Brunswick for reporting week, cumulative current and previous seasons.  
(data source: G. Dumont lab results up to November 8 2014)

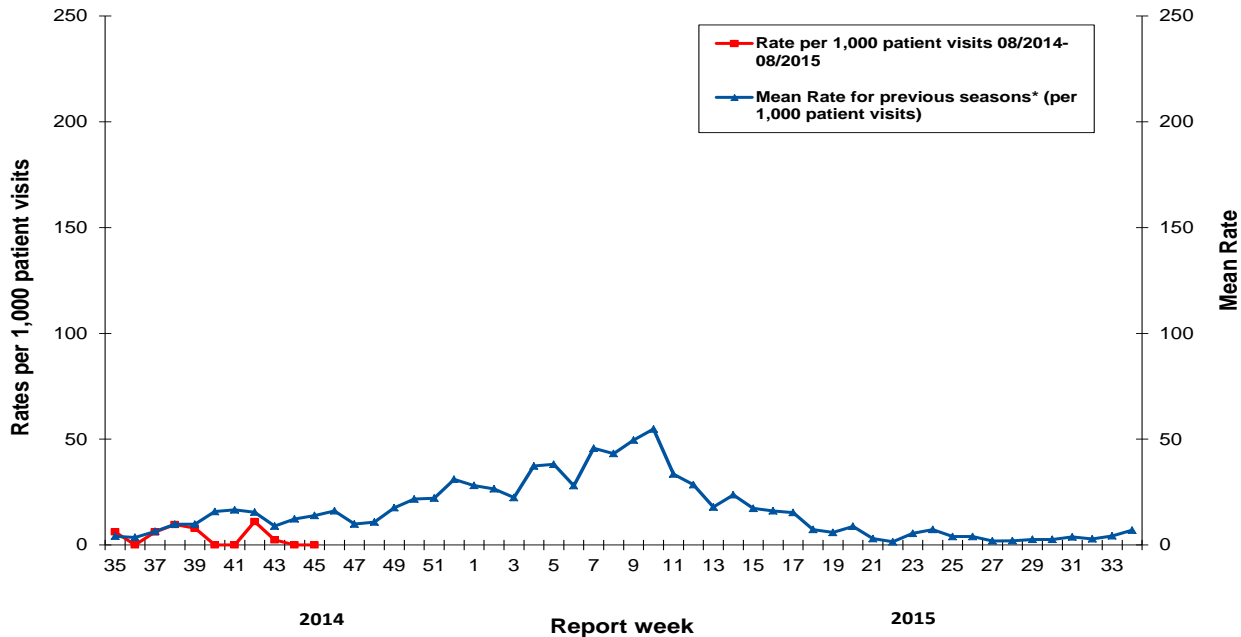
Region	Reporting period: November/02/2014–November/08/2014						Cumulative: (2014/2015 season) Aug./24/2014 –Nov./08/2014					Cumulative: (2013/2014 season) Aug./25/2013 – Aug./23/2014				
	Activity level <sup>2</sup>	A				B	A				B	A				B
		A(H3)	(H1N1) pdm09	Unsubtyped / Other	A Total	Total	A(H3)	(H1N1) pdm09	Unsubtyped / Other	A Total	Total	(H3)	(H1N1) pdm09	Unsubtyped / Other	A Total	Total
Region 1	No activity	0	0	0	0	0	0	0	0	0	0	2	205	442	649	39
Region 2	No activity	0	0	0	0	0	0	0	0	0	0	0	86	219	305	2
Region 3	No activity	0	0	0	0	0	0	0	0	0	0	0	41	80	121	4
Region 4	No activity	0	0	0	0	0	0	0	0	0	0	0	52	61	113	49
Region 5	No activity	0	0	0	0	0	0	0	0	0	0	0	10	23	33	6
Region 6	No activity	0	0	0	0	0	0	0	0	0	0	0	42	49	91	25
Region 7	No activity	0	0	0	0	0	0	0	0	0	0	0	4	11	15	3
<b>Total NB</b>		<b>0</b>	<b>0</b>	<b>0</b>	<b>0</b>	<b>0</b>	<b>0</b>	<b>0</b>	<b>0</b>	<b>0</b>	<b>0</b>	<b>2</b>	<b>440</b>	<b>885</b>	<b>1327</b>	<b>128</b>

<sup>2</sup> Influenza activity level definition is available on the PHAC FluWatch website: <http://www.phac-aspc.gc.ca/fluwatch/14-15/def14-15-eng.php>

## 2) ILI Consultation Rates<sup>3</sup>

- During week 45, the ILI consultation rate was 0.0 consultations per 1,000 patient visits, and was below the expected level for this time of year.
- During week 45, the sentinel response rate was 32%, for both the FluWatch sentinel physicians and the NB SPIN practitioners.

**Graph 2:** ILI Consultation Rates in New Brunswick, by report week, season 2014/15 compared to previous seasons\*



\* The mean rate was based on data from the 1996/97 to 2013/2014 seasons and excludes the Pandemic season (2009-2010).

## 3) ILI and Laboratory-Confirmed Outbreak Data

**Table 3:** ILI activity/outbreaks in New Brunswick nursing homes and schools for the reporting week, current and previous seasons.

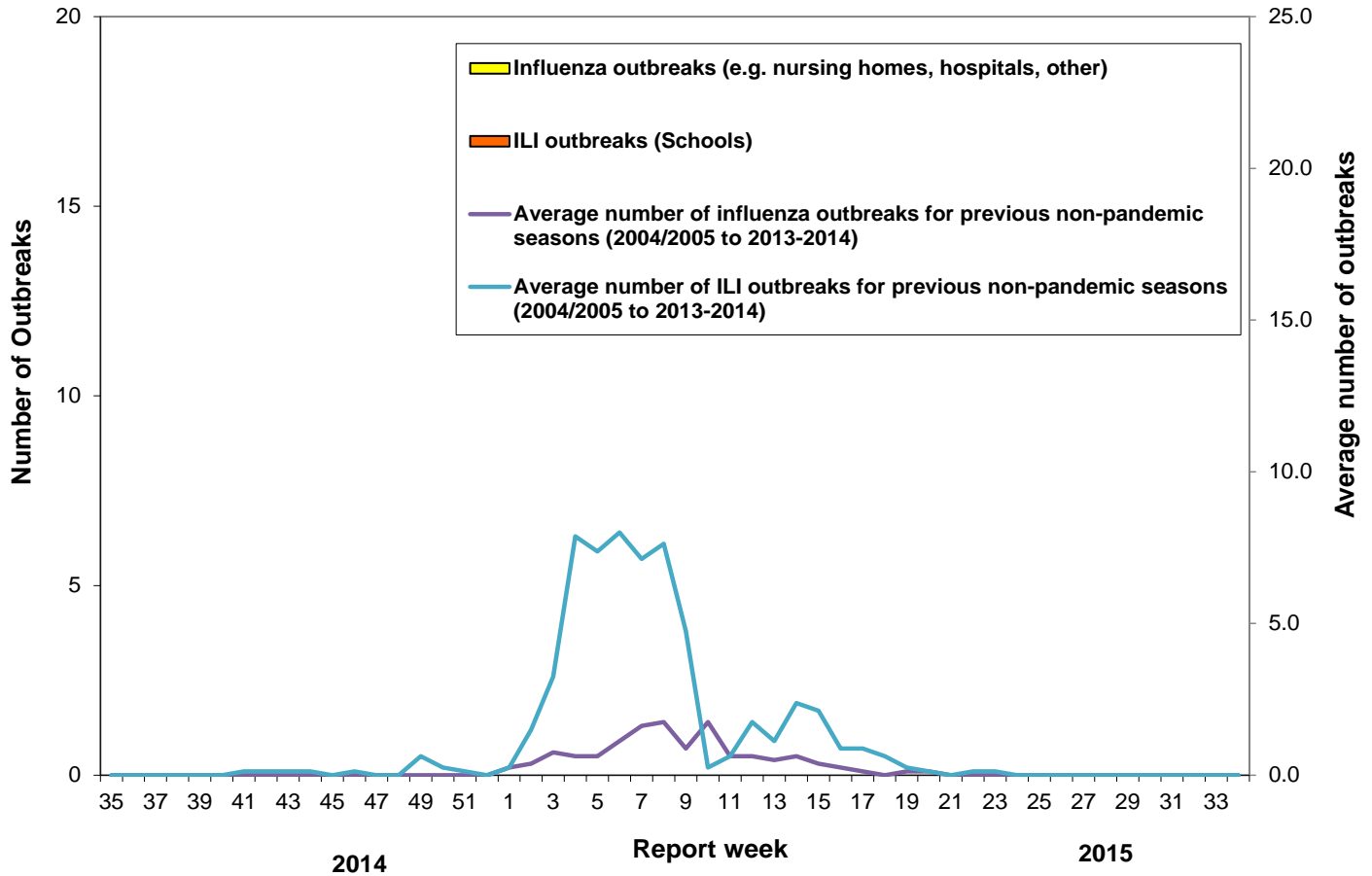
	Reporting period: November/02/2014–November/08/2014			Cumulative # of outbreaks season 2014-2015	Cumulative # of outbreaks season 2013-2014
	Lab-confirmed outbreaks in Nursing Homes*	Schools reporting ILI outbreaks**	Lab-confirmed outbreaks in Other Settings*		
Region 1	0 out of 13	0 out of 74	0	0	3
Region 2	0 out of 15	0 out of 81	0	0	2
Region 3	0 out of 14	0 out of 95	0	0	4
Region 4	0 out of 6	0 out of 22	0	0	1
Region 5	0 out of 2	0 out of 18	0	0	0
Region 6	0 out of 9	0 out of 35	0	0	3
Region 7	0 out of 4	0 out of 27	0	0	2
<b>Total NB</b>	<b>0 out of 63</b>	<b>0 out of 352</b>	<b>0</b>	<b>0</b>	<b>15</b>

\*Two or more ILI cases within a seven day period, including at least one laboratory-confirmed case of influenza. Outbreaks are reported in the week when laboratory confirmation is received.

\*\*Schools reporting greater than 10% absenteeism which is likely due to ILI.

<sup>3</sup> A total of 31 practitioner sites (18 FluWatch sentinel physicians and 13 NB SPIN sites) are recruited this season to report the number of ILI patients and total patient consultations one day during a reporting week.

**Graph 3:** Number of Influenza Outbreaks (nursing homes, hospitals, other) and ILI Outbreaks (schools) reported to Public Health in New Brunswick, by report week, season 2014/15.



National Flu Watch Program - Additional information on influenza activity in Canada and around the world is available on the Public Health Agency of Canada's website at: <http://www.phac-aspc.gc.ca/fluwatch/>

Other Links:

- World: [http://www.who.int/influenza/surveillance\\_monitoring/updates/latest\\_update\\_GIP\\_surveillance/en/index.html](http://www.who.int/influenza/surveillance_monitoring/updates/latest_update_GIP_surveillance/en/index.html)
- Europe: [http://www.ecdc.europa.eu/en/healthtopics/seasonal\\_influenza/epidemiological\\_data/Pages/Weekly\\_Influenza\\_Surveillance\\_Overview.aspx](http://www.ecdc.europa.eu/en/healthtopics/seasonal_influenza/epidemiological_data/Pages/Weekly_Influenza_Surveillance_Overview.aspx)
- PAHO: [http://new.paho.org/hq/index.php?option=com\\_content&task=blogcategory&id=805&Itemid=569](http://new.paho.org/hq/index.php?option=com_content&task=blogcategory&id=805&Itemid=569)
- Australia: <http://www.health.gov.au/internet/main/publishing.nsf/Content/cda-surveil-ozflu-flucurr.htm>
- New Zealand: [http://www.surv.esr.cri.nz/virology/influenza\\_weekly\\_update.php](http://www.surv.esr.cri.nz/virology/influenza_weekly_update.php)
- Argentina: <http://www.msal.gov.ar/>
- South Africa: <http://www.nicd.ac.za/>
- US: [www.cdc.gov/flu/weekly/](http://www.cdc.gov/flu/weekly/)

Prepared by the Communicable Disease Control Unit  
Office of the Chief Medical Officer of Health, Tel: (506) 444-3044